

EVERGREEN SHELVING



Description

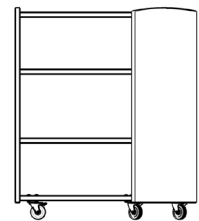
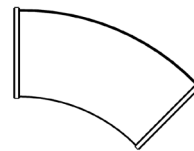
The 32" curved **15 Series Evergreen Shelf** includes 2 adjustable shelves and is designed to fit corner spaces or pair with other **15 series Evergreen shelves** to provide room division and storage to your learning space. Locking castors allow this piece to move about your space as needed. Highly durable, with finger friendly edges, this shelf is ideal for use in all early learning, kindergarten and elementary school environments.

Product features

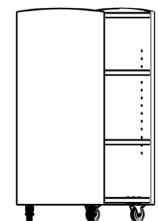
- Edges all smoothed and finished
- On Casters

Views

Refer to Technical Sheet for more details.



32"



33"

14"

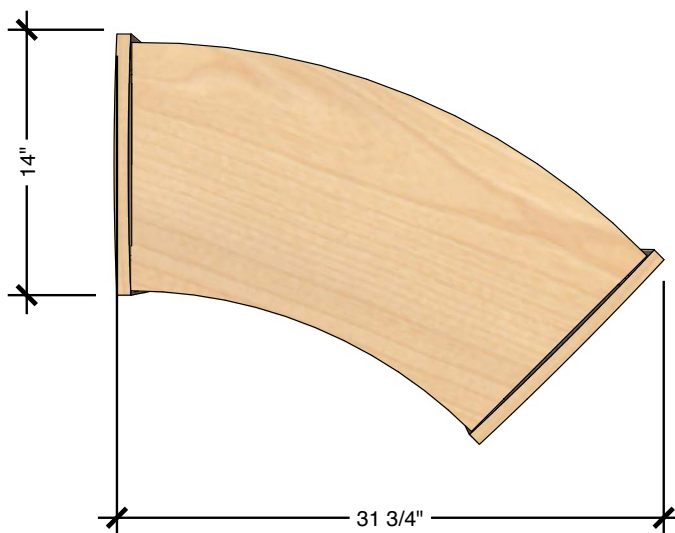
Materials

- Europly FSC Certified hardwood plywood (FSC R 012337)
- MPX® FSC Certified hardwood plywood (FSC R 012337)

EVERGREEN SHELVING

LENGTH	32"
DEPTH	14"
HEIGHT	33"

Dimensions indicated are approximate. Please contact us if you require clarification.



SHELVES ARE ADJUSTABLE

